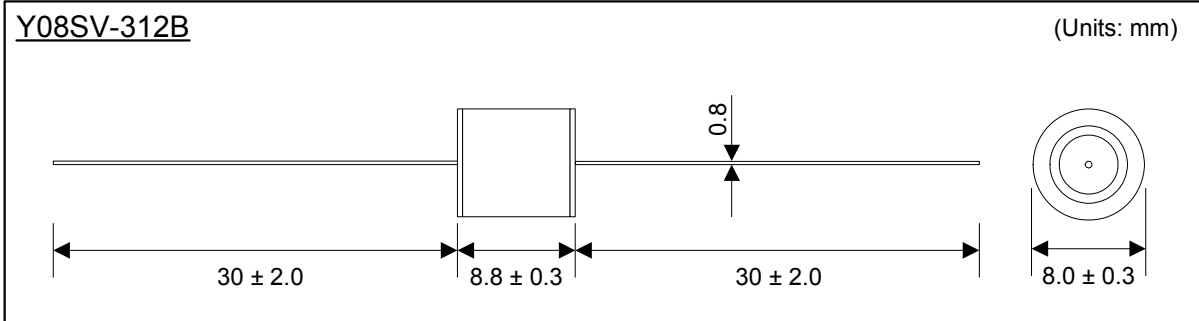



Two Electrode Gas Tube Surge Arrester

Part Number: **Y08SV-312B**



- Features:**
- UL & cUL 1414 6th Edition Recognized Y2 Compliant (*File E165829*)
 - UL 1449 Recognized (*File E328370*)
 - 100% Lead-Free (RoHS Compliant)
 - IEC60950 Line Isolation
 - Proven Performance
 - World Renowned Quality



Applications:

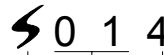
Transient Voltage Surge Suppression (TVSS), AC Line Input Protection, Power Supplies, CATV Systems, Televisions, Antennas, Set Top Boxes

Notes:

- In circuit board applications, the area beneath the gas tube should be clear of copper traces.
- Series resistance, typically an MOV, is required in AC power supply applications to limit follow on current .

Marking Example: Part Number Y08SV-312B

Y08SV-312B – Part Number



- Month of Manufacture
1-9: January - September
X, Y, Z: October - December
- Production Year
01: 2001
- Sankosha Company Logo

Electrical Characteristics

1.	DC Breakdown Voltage	5 kV/sec	2850 - 3500V		
2.	Impulse Breakdown Voltage	1 kV/μsec	< 3700V		
3.	Insulation Resistance	DC 1000V	> 100 M-ohm		
4.	Capacitance	1 MHz	< 1.0 pF		
5.	Impulse Discharge Current	8/20 μsec	10 kA	1 Time	
		8/20 μsec	3 kA	Each Polarity 10 Times	3 Min. Intervals
6.	Impulse Life	8/20 μsec 100A	> 300 times	1-2 Minute Intervals	

After Life Tests

7.	DC Breakdown Voltage	5 kV/sec	2650 - 3700V		
8.	Impulse Breakdown Voltage	1 kV/μsec	< 4200V		
9.	Insulation Resistance	DC 1000V	> 1 M-ohm		

SANKOSHA

SANKOSHA